

Course Syllabus

[Jump to Today](#)

Course

Personality Psychology Research Methods Lab – 4280

Fall 2020

Navigation table for syllabus (you can click a topic to be taken to that topic in the syllabus)

[Course](#)

[Instructor](#)

[E-mail](#)

[Getting started](#)

[Navigating the course](#)

[E mail policies, student hours, and setting up an appointment](#)

[Objectives and goals of the course](#)

[Textbook and lecture information](#)

[Minimum technology requirements](#)

[How course work is graded](#)

[Final grades](#)

[Contesting a grade](#)

[Attendance](#)

[Late and make-up work](#)

[Quizzes](#)

[Feedback on quizzes](#)



You are currently logged
into Student View

Resetting the test student will clear all history for this student, allowing you to view the course as a brand new student.

[Reset Student](#)

[Leave Student View](#)

[Major Paper](#)[A note about "pre-grading" assignments](#)[Withdrawal](#)[Academic integrity](#)[Academic support](#)[Disenrollment policy](#)[Course schedule](#)

Instructor

Jessica Williamson, Ph.D.

E-mail

Jwilliamson12@csub.edu

Getting started

Navigating the course

Everything you need is in the "Modules" and "Syllabus" sections.

The Modules section contains all the units/modules for the course.

To start the course, go to Modules --> GETTING STARTED --> complete required aspects of module to be able to access the rest of the course.

E mail and communication policies, student hours, and setting up an appointment

Student hours (for online meetings) are:

63 You are currently logged into Student View

Resetting the test student will clear all history for this student, allowing you to view the course as a brand new student.

[Reset Student](#)

[Leave Student View](#)

Thursday: 1:00 - 2:45

I am using the site 'youcanbookme' to allow students to set up zoom meetings with me if they feel their questions cannot be answered via e mail or if a student wishes to discuss what they got incorrect on a quiz or exam (as I do not provide electronic results). Students can certainly ask any questions they want via e mail without having to book an appointment for zoom. The only time a zoom appointment is required is if a student wants to discuss quiz/exam answers. If these hours absolutely do not work for you and you cannot have your question answered via e mail, feel free to e mail me to set up a zoom appointment outside of my office hours.

You must sign up for a timeslot 24 hours ahead of time. Be mindful of your availability - if you select a meeting time and fail to attend our zoom meeting, that means you took a meeting opportunity from another student.

Make sure to check your e mail before our appointment for our zoom appointment link.

USA/Pacific
October 2020 Oct 2020

<
>

Sunday, October 18, 2020 Sun

18

- 1:00 PM
- 1:15 PM
- 1:30 PM
- 1:45 PM
- 2:00 PM
- 2:15 PM
- 2:30 PM

Monday, October 19, 2020 Mon

19

- 1:00 PM
- 1:15 PM
- 1:30 PM
- 1:45 PM
- 2:00 PM
- 2:15 PM

60 You are currently logged into Student View

Resetting the test student will clear all history for this student, allowing you to view the course as a brand new student.

Reset Student

Leave Student View



- 1:00 PM
- 1:15 PM
- 1:30 PM
- 1:45 PM
- 2:00 PM
- 2:15 PM
- 2:30 PM

Wednesday, October 21, 2020 Wed

21

- 1:00 PM
- 1:15 PM
- 1:30 PM
- 1:45 PM
- 2:00 PM
- 2:15 PM
- 2:30 PM



Or go to <https://jessicawilliamson.youcanbook.me/> [\(https://jessicawilliamson.youcanbook.me/\)](https://jessicawilliamson.youcanbook.me/)



Students can expect responses via e mail between 9am and 5pm on weekdays and generally within 48 hours (excluding weekends and holidays).

If I do not respond within 48 hours, please e mail me again (check to make sure you entered the correct e mail address). I am not ignoring you. It is consistently an issue with CSUB outlook that e mails are not received until several hours or even days after they are sent.

Never e mail assignments to me (e.g. if you are having difficulty with an online submission) unless I ask you to do so; it is very easy to forget or misplace such e mails. I also prefer to have all submissions in a permanent, easily searchable space. Furthermore, I often use rubrics and specific grading functions

63 You are currently logged into Student View

Resetting the test student will clear all history for this student, allowing you to view the course as a brand new student.

Reset Student

Leave Student View

Please do not use the comment features in Canvas to ask questions about assignments or feedback. It is very easy for me to miss these and I don't always get notifications about them, therefore your questions/comments may never be replied to. Instead, please e mail me directly.

Objectives and goals of the course

This course will also promote learning in several of the Psychology Department's Goals and Objectives. Emphasis will be placed on the following (adapted from the information at <http://www.csub.edu/psychology/mission/index.html>):

Goal 1: Knowledge base of psychology

Goal 2: Research methods in psychology

Goal 3: Critical thinking skills in psychology

Goal 4: Applications of psychology

Goal 5: Values in psychology

All of these are assessed via quizzes/exams, assignments, and writing requirements.

The goal of a Research Methods Lab is to provide practical experience and understanding in research methods involving Personality-specific themes and variables. This is NOT Personality Lecture II. This is an experimental research methods course. This is a research and statistics-oriented course.

Consider this course a grad school prep course. Every assignment and component of this course is a stepping stone to our ultimate goal – writing a comprehensive APA style research paper involving personality psychology constructs. If you are interested in going to graduate school and/or conducting psychological research professionally, all things we do in this course will be things you'll need to do as a grad student or as a professional researcher. Research methods and statistics go hand-in-hand. The point of research is to collect data and convey findings when addressing a specific question – you cannot do this unless you understand the study methodology and statistical analyses involved.

Textbook and lecture information

There is no required textbook. Video lectures are provided on the course website within each module with which they are associated. Any required readings are also assigned within the modules or assignments for which they pertain.

I do not provide powerpoints. Students are expected to watch the videos and take their own notes.



You are currently logged into Student View

Resetting the test student will clear all history for this student, allowing you to view the course as a brand new student.

[Reset Student](#)

[Leave Student View](#)

Students must be familiar with the course website, must have stable and reliable internet access, the ability to download and/or stream lectures, be able to access e mail, create and submit word documents, powerpoints, and SPSS outputs and data. Students MUST download SPSS. It is a requirement to download SPSS. If a student does not have the necessary programs to access these materials, they can obtain them here: <https://its.csub.edu/support/software-downloads> (<https://its.csub.edu/support/software-downloads>). It's a good idea to follow along with the lectures by using SPSS to analyze the practice data as I show you to do in videos.

Students also need to have taken Research Methods and the corresponding pre-requisite lecture course for the lab. Because students have taken research methods and this is a senior level class, I expect that they should know APA style by now. They should also be familiar with how an APA style paper is written and set up considering that part of this course and many past psychology courses requires reading research articles and, oftentimes, writing APA style papers. If a student has not had a course involving APA style instruction, I suggest visiting the Purdue Owl website on APA style and accessing the APA style manual (6th or 7th edition is fine), as well as contacting the Psychology Tutor who will be working with the Social Sciences and Education tutoring center. You can visit this page to find info about the tutoring center:

<https://www.csub.edu/admissionsandaid/studentsupportprograms/tutoring/index.html>

(<https://www.csub.edu/admissionsandaid/studentsupportprograms/tutoring/index.html>). Look for the "Social Sciences & Education Tutoring Center" on the page to see their e mail address and available tutoring hours (which may be updated after the semester starts).

Students should not use their phones to complete assignments or quizzes. The mobile version of the course website is very buggy and causes a lot of issues, definitely during quizzes. I will not re-open a quiz for technical difficulties if a student is using their phone. Students should also not use their phones to view course content. Mobile versions of the course website have been known to leave off the course calendar/due dates section of the syllabus.

How course work is graded

| | | | |
|---|-----|--|----|
| Class data and other assignments | 5% | Setting up database assignment | 3% |
| Quizzes | 15% | Descriptives assignment | 4% |
| Syllabus quiz | 1% | Correlation and regression assignment | 4% |
| Topic assignment | 5% | | |

63 You are currently logged into Student View

Resetting the test student will clear all history for this student, allowing you to view the course as a brand new student.

[Reset Student](#)

[Leave Student View](#)

assignment

| | | | |
|--|-----|---|----|
| Personality paper | 25% | ANOVA assignment | 4% |
| Research methods and operationally defining variables | 3% | ANCOVA assignment | 4% |
| Describing scales assignment | 3% | Factorial ANOVA assignment | 4% |
| | | Mixed Factorial ANOVA assignment | 4% |
| | | MANOVA assignment | 4% |

Assignments in the course are weighted. This means that no matter how many points an assignment contains, it is worth a specific pre-determined percentage of students' grades. For example, the Topic Assignment could be worth 200 points or 5 points, but either way it still only makes up 5% of your grade. See the information on the course website to view the breakdown of weights for each course component. This can be found on the syllabus page and in students' grades section.

You can keep track of your grades in our course website. You can even perform "what if?" calculations by going into canvas and tinkering around with ungraded assignments by entering possible points you might get to see how they could affect your final grade. If you have any questions about your grades, please feel free to ask me.

Final grades will be assigned on the following scale:

A = 93 – 100%

A- = 90 – 92.9%

B+ = 88 – 89.9%

B = 83 – 87.9%

B- = 80 – 82.9%

C+ = 78 – 79.9%

C = 73 – 77.9%

63 You are currently logged into Student View

Resetting the test student will clear all history for this student, allowing you to view the course as a brand new student.

[Reset Student](#)

[Leave Student View](#)

D = 63 – 67.9%

D- = 60 – 62.9%

F = 59.99% and below

I do not curve grades. Curving actually means assigning the 10% highest-scoring students an A, the next 10% highest-scoring students a B, the 60% middle range students a C, and dividing the remaining 20% between D's and F's. Students' grades can actually *be brought down* through curving.

I also do not “bump up” grades.

If a student asks me for extra credit, to round up their grade, etc., I will deduct AT LEAST 1% from their overall grade. I have made it clear that I do not accept grade haggling. Respect my time and your fellow classmates who earned their grades without persuasion.

Contesting a grade

If a student has an issue with a grade they should contact me within a week of receiving a grade. Students should wait until they actually receive a grade (either a 0 or some other grade) as it can take a while to grade items. If something is marked as ungraded, do not e mail me to contest the grade because "ungraded" (not having any score at all) means it has not been graded yet. There is no grade to contest. Wait until you get an actual grade. I expect students to regularly look at feedback and keep up with their grade.

Attendance

Although this is an online class, students are expected to watch the entirety of each lecture. In this sense, online "attendance" is required.

Research generally shows that greater attendance is related to higher grades. I have taught many online and hybrid classes and have found that students who do not watch all lectures all the way through tend to have much lower grades than those who do watch the entirety of all lectures.

Late and make-up work

63

You are currently logged into Student View

Resetting the test student will clear all history for this student, allowing you to view the course as a brand new student.

[Reset Student](#)

[Leave Student View](#)

Because this is an online class, assignments are open for multiple days and all due dates are listed ahead of time, I will accept no excuses to turn in an assignment late for full credit. All late assignments (discussion boards, other assignments) are automatically 50% off regardless of the reason they are late - no exceptions. There will also be no allowance for extensions.

Quizzes

I do not allow late or make-up quizzes.

Students can find quizzes in the Modules section on the course website.

Quizzes are generally over material covered since the previous quiz, but may contain material from any topic in the semester. Quizzes may also contain questions from the syllabus regarding course policies.

Quizzes may be short answer, multiple choice, true false, etc.

Excepting the syllabus quiz, quizzes will open 12am Thursdays and close Friday night at 11:59 pm on their assigned date (dates can be found in the syllabus schedule on the course website). Because quizzes are open for more than 24 hours and are given online, students may NOT make up missed quizzes.

Quizzes are generally around 10 questions. Questions are shown one at a time.

I do not lock questions after answering - so students can change answers.

Although quizzes are open from Thursday 12am to Friday 11:59 pm, students only have 15 minutes to take the quiz once they start the quiz. Students will only receive extra time on quizzes if they have a letter from student accommodations services.

In the event of technical difficulties students must provide proof of difficulties (e.g. screenshots of error messages or e mails with IT will suffice) **on the day of the quiz**. I will not re-open the quiz without visible proof of technical errors. I do not accept questions to quiz answers via e mail. Accidentally exiting out of the page is not a valid excuse to re-open a quiz.

Students are allowed to use notes on quizzes, but they are not allowed to work with each other. Any student caught cheating will be given a 0.

Feedback on quizzes

Students should make an appointment to video chat with me to go over any questions they missed on a quiz (and why they missed it) if they wish to have feedback on assessments. I do not give out answers or feedback via e mail and I do not list missed/correct questions at the end of the quiz - I will only



You are currently logged
into Student View

*Resetting the test student will clear
all history for this student, allowing
you to view the course as a brand
new student.*

[Reset Student](#)

[Leave Student View](#)

All class materials should be submitted as .doc/.docx files (excepting: SPSS data files can be submitted as their original .sav files, SPSS outputs can be submitted as their original SPSS files or as pdf files. If a file is not submitted in the above formats, the student will receive a 0 on the assignment with no opportunity for resubmission.

Do not change the format of assignments - I will deduct points if you do.

Due dates can be found on the syllabus page.

Statistical Assignments

When covering assignments involving statistical tests, we will typically have two practical applications of any statistical procedure we cover in SPSS. I will provide an example of how to analyze and interpret data of each statistical procedure in an online lecture. Students are encouraged to practice the analysis along with the video. For the same procedure, students will also complete an assignment using a dataset I provide with the assignment.

Stats assignments are not group assignments. Do not share datasets, data outputs, files, homeworks, etc. These assignments gauge each student's individual ability, not their friends' abilities. **Students caught sharing work will be reprimanded for academic dishonesty and will receive a zero on their assignment.**

Important notes about stats assignments

Students should use the dataset provided with the assignment they are completing. E.g., students should not use the lecture data to complete assignments, or data provided with other assignments to complete an assignment. Only use the dataset provided with the assignment you are completing. Even though many of the datasets look similar, they are not necessarily the same dataset. If you use the wrong dataset, your answers will not match the key.

For all assignments involving stats (including the final paper), students should:

- Turn in their output file and data file. Do not delete any results from your output. If you mess up doing something and start over in your dataset, keep the mistake in your output. It often happens students think they fixed a mistake in their data, but they didn't. Having both files can help me see where you went wrong, which is important for feedback.
- Keep variables in the same order in any tables or lists I provide (do not rearrange the order of any



You are currently logged into Student View

Resetting the test student will clear all history for this student, allowing you to view the course as a brand new student.

[Reset Student](#)

[Leave Student View](#)

Finally, my examples are meant to help you see how to do write-ups. If you copy and paste my examples, you will receive a 0 for plagiarism.

Major Paper

Students will write a research paper in the class. At the beginning of the semester (Time 1/Baseline) students will fill out several measures (online) and be randomly assigned to engage in a brief induction (online) every week for 4 weeks and complete a weekly survey answering questions about their induction. Students will then fill out the same measures they completed at Time 1/Baseline in addition to answering several questions about their induction. Students will use this data to apply everything they've learned from all of our practice stats assignments to write a research paper. Steps include

- A topic assignment where students outline which measures, factors and/or inductions they wish to examine in their paper (all students will generally have the same information for their methods section since we all have access to the same data and variables).
- A stats proposal in which students re-state their variables and hypotheses and indicate what stats test they plan to use.
- A final paper for which a student has chosen variables in which they are interested in to write an APA style research paper complete with results based on the data we collected.
- Students can find the rubric for the final paper on the course website. You will be graded on this rubric. If your paper does not meet the requirements laid out on respective rubrics, you might fail the paper and all assignments related to it.
- After you get feedback on your topic assignment, you should be working on your paper throughout the entire course. Don't wait until the last minute!

A note about “pre-grading” assignments

I don't pre-grade exams or quizzes and allow students to correct errors before turning them in - and I imagine no student would consider asking a professor to do so - so the same goes for assignments. The goal of assignments is to gauge your understanding of the material and encourage active engagement with the class and course material. Assignments are an assessment of your understanding and engagement in class. I simply do not have time to grade items twice for students. If you have specific questions before you turn in an assignment, want clarification on something, or want to discuss aspects of assignments - feel free to ask. I am more than happy to answer specific questions or clear things up for you.

We have the guided stats examples and practice stats assignments to teach you how to conduct the stats on your own for your paper using our class data. I will help if you need additional assistance in theoretical explanations, navigating SPSS, and interpreting the outputs you produce because this is



You are currently logged into Student View

Resetting the test student will clear all history for this student, allowing you to view the course as a brand new student.

[Reset Student](#)

[Leave Student View](#)

However, I will not grade your assignment for you before you turn it in. For your major paper, I will help you with conceptual issues and choosing what stats test you need, but you must perform the data maintenance, stats analyses, and interpretation on your own – the goal of the major paper assignment is for you to show me what you learned.

Withdrawal

The last day to withdraw from the course without receiving a "W" on your transcript is **listed on the CSUB website here: https://www.csub.edu/facultyAffairs/Academic_Calendars/index.html** (https://www.csub.edu/facultyAffairs/Academic_Calendars/index.html). After this, you must have a serious and compelling reason to withdraw from the class, information of which also has a deadline listed in the above-linked website. 'Serious and compelling' withdrawals are only granted if 1) the student has completed at least half of the coursework and has earned passing grades in that work, 2) a 'serious and compelling' reason for being unable to complete the work develops, and 3) if the chair of the department and the dean of the school agree that the situation warrants a withdrawal.

Academic integrity

Academic misconduct is considered a serious offense and repercussions for such behavior can be severe. Academic misconduct includes such things as cheating on exams or quizzes, allowing someone to cheat off your exam or quiz, acts of plagiarism (e.g. using someone else's ideas as your own without providing a citation, buying a paper online, etc.). You can read more about Academic Integrity in your student handbook or course catalog. If you commit an act of academic misconduct, expect to receive a zero for the assignment and an F in the course; I am also obliged to forward the information to the Dean of Student Life. If misconduct occurs more than once, you may be referred to a disciplinary board and possibly may be expelled from the university. Please do not take this chance. It truly is not worth the risk.

Academic support

To request academic accommodations due to a disability, please contact the Office of Services for Students with Disabilities (SSD) as soon as possible. Their office is located in SA 140, and they may be reached at 661-654-3360 (voice) or 661-654-6288 (TDD). If you have an accommodations letter from the SSD Office documenting that you have a disability, please present the letter to me during my office hours as soon as possible so we can discuss the specific accommodations that you might need in this class.

Disenrollment policy

63 You are currently logged into Student View

Resetting the test student will clear all history for this student, allowing you to view the course as a brand new student.

[Reset Student](#)

[Leave Student View](#)

Course schedule

The course schedule can be found on the syllabus page in Canvas. Due dates can also be viewed in students' grades sections. Students are responsible for keeping up with due dates for assignments, quizzes, and exams.

Due dates may change and assignments may be added or removed. If there is any alteration, students will be notified.

Here is a tutorial on setting up alerts:

<https://community.canvaslms.com/t5/Student-Guide/How-do-I-set-my-Canvas-notification-preferences-as-a-student/ta-p/434> [_ \(https://community.canvaslms.com/t5/Student-Guide/How-do-I-set-my-Canvas-notification-preferences-as-a-student/ta-p/434\)](https://community.canvaslms.com/t5/Student-Guide/How-do-I-set-my-Canvas-notification-preferences-as-a-student/ta-p/434)

Below is a video on how to set up alerts for your account in canvas about assignments, feedback, etc.



**You are currently logged
into Student View**

Resetting the test student will clear all history for this student, allowing you to view the course as a brand new student.

Reset Student

Leave Student View



Student Mental Health Services

Life is hard and college can make it harder. Research shows that college students commonly report high levels of stress, feelings of hopelessness, pain, and sadness. If you feel overwhelmed, you're not alone and you shouldn't feel ashamed, but you should try to get help because you don't deserve to feel that way. Below is a link to the CSUB counseling center where you can find resources for mental health services. Be as well as you can.









63 **You are currently logged into Student View**

Resetting the test student will clear all history for this student, allowing you to view the course as a brand new student.

Reset Student

Leave Student View

Course Summary:

| Date | Details | |
|------------------|--|----------------|
| Mon Aug 24, 2020 |  Download SPSS | to do: 11:59pm |
| |  What's personality research lab all about? | to do: 11:59pm |
| Wed Aug 26, 2020 |  Quiz 1: Syllabus quiz (https://csub.instructure.com/courses/7239/assignments/62151) | due by 11:59pm |
| Fri Aug 28, 2020 |  Baseline measures for students to complete (https://csub.instructure.com/courses/7239/assignments/62159) | due by 11:59pm |
| |  Induction random assignment for class project (https://csub.instructure.com/courses/7239/assignments/108919) | due by 11:59pm |
| Mon Aug 31, 2020 |  Lecture: Research methods and personality theories | to do: 11:59pm |
| |  Lecture: Operationally defining variables | to do: 11:59pm |
| Fri Sep 4, 2020 |  1st induction due (https://csub.instructure.com/courses/7239/assignments/62152) | due by 11:59pm |
| |  Operational definitions assignment (https://csub.instructure.com/courses/7239/assignments/62169) | due by 11:59pm |
| Mon Sep 7, 2020 |  Lecture: Choosing and describing measures lecture | to do: 11:59pm |
| Fri Sep 11, 2020 |  2nd induction due (https://csub.instructure.com/courses/7239/assignments/62153) | due by 11:59pm |
| |  Describing scales assignment (https://csub.instructure.com/courses/7239/assignments/62161) | due by 11:59pm |



You are currently logged into Student View

Resetting the test student will clear all history for this student, allowing you to view the course as a brand new student.

[Reset Student](#)

[Leave Student View](#)

| Date | Details | |
|------------------|---|----------------|
| Fri Sep 18, 2020 |  3rd induction due (https://csub.instructure.com/courses/7239/assignments/62154) | due by 11:59pm |
| Fri Sep 18, 2020 |  Quiz 2 (https://csub.instructure.com/courses/7239/assignments/62150) | due by 11:59pm |
| Fri Sep 18, 2020 |  Topic Assignment (https://csub.instructure.com/courses/7239/assignments/62173) | due by 11:59pm |
| Mon Sep 21, 2020 |  Lectures: How to set up database | to do: 11:59pm |
| Fri Sep 25, 2020 |  4th and final induction (https://csub.instructure.com/courses/7239/assignments/62155) | due by 11:59pm |
| Fri Sep 25, 2020 |  Practice setting up a database (https://csub.instructure.com/courses/7239/assignments/62172) | due by 11:59pm |
| Mon Sep 28, 2020 |  Lecture: Descriptives | to do: 11:59pm |
| Wed Sep 30, 2020 |  Follow-up data (https://csub.instructure.com/courses/7239/assignments/62165) | due by 11:59pm |
| Fri Oct 2, 2020 |  Descriptives assignment (https://csub.instructure.com/courses/7239/assignments/62162) | due by 11:59pm |
| Mon Oct 5, 2020 |  Lecture: Regression | to do: 11:59pm |
| Mon Oct 5, 2020 |  Lecture: Correlation | to do: 11:59pm |
| Fri Oct 9, 2020 |  Correlation assignment (https://csub.instructure.com/courses/7239/assignments/62160) | due by 11:59pm |
| Mon Oct 12, 2020 |  Lecture: Independent and dependent t-tests | to do: 11:59pm |
| Mon Oct 12, 2020 |  Quiz 3 (https://csub.instructure.com/courses/7239/assignments/62149) | due by 11:59pm |














63

You are currently logged
into Student View

Resetting the test student will clear
all history for this student, allowing
you to view the course as a brand
new student.

[Reset Student](#)

[Leave Student View](#)

| Date | Details | |
|------------------|--|----------------|
| Mon Oct 19, 2020 |  Lecture: ANOVA and ANCOVA | to do: 11:59pm |
| Fri Oct 23, 2020 |  ANOVA assignment (https://csub.instructure.com/courses/7239/assignments/62158) | due by 11:59pm |
| Mon Oct 26, 2020 |  Lecture: Doing ANCOVA in SPSS | to do: 11:59pm |
| Fri Oct 30, 2020 |  ANCOVA assignment (https://csub.instructure.com/courses/7239/assignments/62157) | due by 11:59pm |
| Fri Nov 6, 2020 |  Setting up your database for class project: will be released once I've made final dataset (https://csub.instructure.com/courses/7239/assignments/62170) | due by 11:59pm |
| |  Topic modification (https://csub.instructure.com/courses/7239/assignments/62174) | due by 11:59pm |
| Mon Nov 9, 2020 |  Lecture: Factorial and mixed factorial ANOVAs | to do: 11:59pm |
| Fri Nov 13, 2020 |  Factorial ANOVA assignment (https://csub.instructure.com/courses/7239/assignments/62163) | due by 11:59pm |
| Mon Nov 16, 2020 |  Lecture: Mixed Factorial ANOVA SPSS tutorial | to do: 11:59pm |
| Fri Nov 20, 2020 |  Mixed factorial ANOVA assignment (https://csub.instructure.com/courses/7239/assignments/62168) | due by 11:59pm |
| |  What statistical test are you using for your final paper? (https://csub.instructure.com/courses/7239/assignments/62171) | due by 11:59pm |
| Mon Nov 23, 2020 |  Lecture: Doing a MANOVA in SPSS | to do: 11:59pm |
| Fri Nov 27, 2020 |  MANOVA assignment (https://csub.instructure.com/courses/7239/assignments/62167) | due by 11:59pm |




You are currently logged
into Student View

Resetting the test student will clear all history for this student, allowing you to view the course as a brand new student.

[Reset Student](#)

[Leave Student View](#)

| Date | Details | |
|-----------------|--|----------------|
| Mon Dec 7, 2020 |  Final paper https://csub.instructure.com/courses/7239/assignments/62164 | due by 11:59pm |

63 You are currently logged into Student View

Resetting the test student will clear all history for this student, allowing you to view the course as a brand new student.

[Reset Student](#)

[Leave Student View](#)